



July 9, 2020
NVTA Technical Advisory Committee (TAC)
Meeting Handouts - AMENDED

1. Item 5.2 Project Monitoring Spreadsheets
 - 1a. TDA 3 Project List
 - 1b. STIP at Risk Report
 - 1c. Federal at Risk Report
 - 1d . Caltrans Inactive
2. Item 5.3 - Caltrans Report
 - 2a. Monthly Caltrans Report *(included)*
 - 2b. Caltrans District 4 Lane Closures
3. Community Based Transportation Plan Presentation
4. Item 7.3 - Lifeline Cycle 6
 - 4a. 5307 Job Access and Reverse Commute Projects (JARC) Circular
 - 4b. Updated Lifeline Cycle 6 Schedule
5. Item 7.6 – NVTA and NVTA-TA Board Meeting Agendas
 - 5a. July 15, 2020 NVTA Board Meeting Agenda
 - 5b. July 15, 2020 NVT-TA Board Meeting Agenda

TDA 3 Project List -July 2020

Index	TIP ID Source	Allocation Number	Sponsor	Project Title								Notes	Prev Zone
			Prog'd Amount	Phase	FY	Req'd Activity	Approval Date	Eligible Costs Incurred By	Zone				
1			Calistoga	Riverside Ped Project									
	TDA 3	68	\$83,888	CON	16/17	Complete Project/ Audit	9/24/2014	6/30/2019	Y			Funds reallocated from FY 17 to FY 19. Design is complete. Pontenial advertisement in fall.	
2			Calistoga	Logvy Park Sidewalk on Washington St.									
	TDA 3		\$51,500		16/17	Complete audit		6/30/2019	G			Project Complete	
3			American Canyon	Donaldson Way Sidewalk Closure									
	TDA 3		\$127,652		16/17	Complete audit		6/30/2019	Y			Project Complete	
	TDA 3		\$221,099		18/19	Complete audit		6/30/2021	Y			Project Complete	
4			St. Helena	Hunt Avenue Sidewalk Gap Closure									
	TDA 3	88	\$75,000	CON	18/19	Complete audit		6/30/2021	G			Project Complete	
5			St. Helena	Railroad Avenue ADA Curb Ramp Reconstruction									
	TDA 3		\$50,000		16/17	Complete Audit		6/30/2019	G			Project Complete	
6			American Canyon	Eucalyptus Dr. Sidewalk Closure									
	TDA 3	57	\$53,000		19/20			6/30/2021	G				
7			St. Helena	Pratt and Elmhurst Crosswalk Improvements									
	TDA 3	58	\$50,000					6/30/2021	G				
8			Calistoga	Bike/Ped Bridge over Napa River at Pioneer Park									
	TDA 3	59	\$82,659					6/30/2021	G			Project advertised 7/1/20	

1b.

STIP At Risk Report

STIP Locally-Sponsored Napa County Projects

Status Date: July 2020

Red Zone Projects

Ind	PP No.	Sponsor	Project Title						
	Source	Prog'd Amount (\$x 1,000)	Phase	FY	Req'd Activity	Date Req'd By	Zone	Notes	
1	2130F	City of Napa	California Roundabouts						
	RIP-T4-FED	\$431	ROW	16/17	Invoice	2/1/19	R		
	RIP-T4-FED	\$1,070	CON	17/18	Invoice	5/1/19	R	Construction Complete. Need to invoice	

Napa Valley Transportation Authority Project Monitoring

STIP At Risk Report
STIP Locally-Sponsored Napa County Projects

Status Date: July 2020

Yellow Zone Projects

Index	PP No.	Sponsor	Project Title					
	Source	Prog'd Amount (\$x 1,000)	Phase	FY	Req'd Activity	Date Req'd By	Zone	Notes
2	FMS 5932	American Canyon	Devlin Road and Vine Trail Extension					
	RIP - T4 -ST	\$297	PAED	15/16	Invoice	8/1/18	Y	Project in design alignment change to roundabout due to RWOCB comments.
	STIP	\$4,151	CON	20/21	Request Authorization	11/1/20	Y	RFA package submitted
3		County of Napa	Silverado Trail Phase L					
	NAP-RTIP	\$98	CON	20/21	Request obligation	11/1/20	Y	
	SOL-RTIP	\$98	CON	20/21	Request obligation	11/1/20	Y	
4	FMS 6013	Calistoga	Petrified Forest Road and SR 128 Intersection Improvements					
	TDIF	\$105	PAED	16/17	Invoice	11/1/17	Y	CEQA issued.
		\$475	CON	19/20	Request	11/1/19	Y	Rcvd conditional EP, working on CT coop and PGE contract
	RIP-T4-FED				Authorization			

Status Date: July 2020

Napa Valley Transportation Authority Project Monitoring

STIP At Risk Report
2014 STIP Locally-Sponsored Napa County Projects

Status Date: July 2020

2010 STIP -Timely Use of Funds Provisions

The Timely Use of Funds and At Risk reports monitor the STIP Timely Use of Funds Provisions included in the current STIP Guidelines as adopted by the CTC. The current Timely Use of Funds Provisions are as follows:

Required Activity	Timely Use of Funds Provision
Allocation	For all phases, by the end (June 30th) of the fiscal year identified in the STIP.
Construction Contract Award ¹	Within six (6) months of allocation.
Accept Contract (Construction)	Within 36 months of contract award.
Complete Expenditures	For Env, PSE, & R/W funds, costs must be expended by the end of the second FY following the FY in which the funds were allocated.
Final Invoice/Project Completion (Final Report of Expenditures)	For Env, PSE, & R/W funds, within 180 days (6 months) after the end of the FY in which the final expenditure occurred. For Con funds, within 180 Days (6 months) of contract acceptance.

Zone Criteria

The Timely Use of Funds and At Risk reports utilize the deadlines associated with each required activity of the STIP Timely use of Funds Provisions to assign a zone of risk. The following zone criteria was developed for each of these risk zones (Red, Yellow, & Green). For the Final Invoice, this activity is tracked but no zone of risk is assigned.

Required Activity	Criteria Timeframes for Required Activities		
	Red Zone	Yellow Zone	Green Zone
Allocation -Env Phase	within four months	within four to eight months	All conditions other than Red or Yellow Zones
Allocation -PS&E Phase	within six months	within six to ten months	All conditions other than Red or Yellow Zones
Allocation -Right of Way Phase	within eight months	within eight to twelve months	All conditions other than Red or Yellow Zones
Allocation -Construction Phase	within eight months	within eight to twelve months	All conditions other than Red or Yellow Zones
Construction Contract Award	within six months	within six to eight months	All conditions other than Red or Yellow Zones
Accept Contract	within six months	within six to twelve months	All conditions other than Red or Yellow Zones
Complete Expenditures	within eight months	within eight to twelve months	All conditions other than Red or Yellow Zones
Final Invoice/Project Completion (Final Report of Expenditures)	NA	NA	NA

Other Zone Criteria

Yellow Zone	STIP /TIP Amendment pending
Red Zone	Extension Request pending

Notes:

1. Statute requires encumbrance by award of a contract for construction capital and equipment purchase within twelve months of allocation. CTC Policy is six months.

Federal At Risk Report

Status Date: July 2020

Federally-Funded Locally-Sponsored Napa County Projects

Red Zone Projects

Index	TIP ID	Sponsor	Project Title	Phase	FY	Req'd Activity	Date Req'd By	Zone	Notes
	Source	Prog'd Amount (\$x 1,000)							
1	5921010-00	County of Napa	Oakville Crossroad Bridge Replacement						
	BRLO	\$5,376	CON	95/96	Submit invoice			R	Construction Complete.
		\$1,238	PE		Submit invoice	02/01/19		R	In environmental monitoring.
2	NAP110028	City of Napa	California Blvd. Roundabouts						
	CMAQ	\$1,740	CON	17/18	Submit invoice	8/1/19		R	Construction Complete.
	CMAQ	\$723	ROW	16/17	Submit invoice	8/1/19		R	
	RIP-T4-FED	\$431	ROW	16/17	Submit invoice	8/1/19		R	
	RIP-T4-FED	\$1,070	CON	17/18	Submit invoice	8/1/19		R	
	STP	\$275	PE	13/14				R	

Federal At Risk Report

Status Date: July 2020

Federally-Funded Locally-Sponsored Napa County Projects

Yellow Zone Projects Continued

Index	TIP ID	Sponsor	Project Title	FY	Req'd Activity	Date Req'd By	Zone	Notes
	Source	Prog'd Amount (\$x 1,000)	Phase					
3	NAP110014	NVTA	Napa Vine Trail Design and Construction -					
	ATP	\$6,100	CON	18/19	Invoice		Y	PS&E in progress. 65% design end of Nov, 2019. Con Contract-Ready to List : End of Feb 2021. (CTC extension granted). Expected Construction Start : Summer 2021
4		County of Napa	Silverado Trail Phase L					
	STP	\$689	CON	20/21	Request Authorization	11/01/20	G	Changed program FY
5		NVTA	Napa County SRTS Program					
	STP	\$227	N/I	17/18		09/01/19	G	Submitted 2nd invoice June 2019
6	0414000362L	County of Napa	Chiles Creek Bridge Replacement					
	BRLS	\$745.5	PE		Submit invoice	02/01/19	Y	Pre-lim design 65%. CEQA submitted
7	0414000363L	County of Napa	Dry Creek Bridge Road Replacement					
	BRLO	\$899	PE		Submit invoice	02/01/19	Y	Pre-lim design 50%. Invoice submitted 2/19/19. Revised and resubmitted 4/11/19
8	NAP150002	County of Napa	Garnett Bridge Greenwood Ave					
	HBP-T4-L	\$650	PE	15/16	Submit invoice	02/01/19	Y	Pre-lim design 65%.
9	NAP110006	American Canyon	American Canyon PDA Development Plan					
	STP	\$318	PE	13/14	Submit invoice	9/1/2019	Y	Draft Specific Plan/EIR/General Plan Amendment complete Draft Specific Plan/EIR/General Plan Amendment complete. Invoice 10 was submitted in June, the City received reimbursement.
	PDA - STP	\$475	PE	13/14	Submit Invoice	9/1/2019	Y	
10	NAP130001	City of Napa	PDA Planning Program Funds					
	STP	\$275	PE	13/14	Submit invoice	2/1/20	Y	Invoice submitted in August 2019.
11		City of Napa	Vine Trail Gap Closure- Soscol Avenue Corridor					
	STP	\$650	CON	19/20	Request Authorization	11/01/19	Y	Field review complete, design 75%. Est Completion spring 2020

Federally-Funded Locally-Sponsored Napa County Projects

Green Zone Projects								
Index	TIP ID Source	Sponsor Prog'd Amount (\$x 1,000)	Project Title Phase	FY	Req'd Activity	Date Req'd By	Zone	Notes
12	NAP110026	County of Napa	Hardin Road Bridge Replacement-	21C0058				
	HBRR	\$900	PE	20/21	Request Authorization	11/01/20	G	
	HBRR	\$200	ROW	22/23			G	
	HBRR	\$5,000	CON	22/23			G	
13		NVTA	Vine Trail St. Helena-	Calistoga				
	STP	\$711	CON	20/21	Request Authorization	11/01/19	G	Moved to 20/21
14		City of Napa	Silverado Trail Five-way					
	CMAQ	\$2,000	CON	21/22	Request Authorization		G	
15		St. Helena	Main Street Pedestrian Improvement					
	STP	\$1,206	CON	20/21	Request Authorization	11/01/20	G	Design and CEQA reveiew underway.
16		American Canyon	Green Island Road Class 1 Facility					
	STP	\$1,000	CON	20/21	Request Authorization	11/01/20	G	Working on ROW and finalizing the RxR and Utility Undergrounding Design.

Updated on 06/19/2020 Projects > \$50k

Project Number	Status	Agency Action Required	State Project No	Project Prefix	District	County	Agency	RTPA	MPO	Project Description	Latest Date	Earliest Authorization Date	Latest Payment Date	Last Action Date	Program Codes	Total Cost Amount	Obligations Amount	Expenditure Amount	Unexpended Balance
5921010	Future	Invoice ASAP to avoid inactivity.	04928133L	BRLO	4	NAP	Napa County	Metropolitan Transportation Commission (MTC)	MTC	04-NAP-0-CR, OAKVILLE CROSS RD AT NAPA RIVER BRIDGE REPLACEMENT, BR.NO. 21C -0069(TC)	7/2/2019	7/30/1996	7/2/2019	7/2/2019	Z233,Q110,M2E3,M233,L11E,H110,1170	\$6,768,079.00	\$6,615,323.00	\$6,317,158.23	\$298,164.77
32L0422	Future	Final invoice under review by Caltrans. Monitor for progress.	041800008	ER	4	NAP	Napa County	MTC	MTC	HOWELL MOUNTAIN ROAD @ MPM 3.62 EO AGENCY - MONITOR SITE FOR DANGERS TO THE TRAVELING PUBLIC. PATCH ASPHALT AS NEEDED & OTHER REPAIRS AS NEEDED. SEE ATTACHMENT FOR COST BREAKDOWN. □ EO CONTRACT - AN ENGINEERING CONSULTANT WAS CONSULTED FOR REPAIR OPTIONS. SEE ATTACHMENT FOR COST BREAKDOWN. THESE NUMBERS ARE APPROXIMATE & FINALIZED PRIOR TO REIMBURSEMENT REQUEST.□ PR CONTRACT - CONSTRUCT AN EDGE BEAM TO SUPPORT THE BANK FAILURE. THE EDGE BEAM WILL CONSIST OF A CONCRETE BEAM SUPPORTED ON DRILLED PILES. A PORTION OF THE ROAD SECTION AND GUARDRAIL WILL BE RECONSTRUCTED.	9/17/2019	11/17/2017	9/17/2019	9/17/2019	Z9W0,Q240,ER12	\$962,000.00	\$853,264.00	\$572,286.34	\$280,977.66

Inactive Obligations
Local, State Administered/Locally Funded and Rail Projects

Updated on 06/19/2020

Projects < \$50k																			
Project Number	Status	Agency Action Required	State Project No	Project Prefix	District	County	Agency	RTPA	MPO	Project Description	Latest Date	Earliest Authorization Date	Latest Payment Date	Last Action Date	Program Codes	Total Cost Amount	Obligations Amount	Expenditure Amount	Unexpended Balance
5042057		Invoice under review by Caltrans. Monitor for progress.					Napa	Metropolitan Transportation Commission (MTC)	MTC	AT FIRST STREET/ CALIFORNIA BLVD, SECOND STREET/ CALIFORNIA BLVD AND THE NORTHBOUND OFF-RAMP OF SR 29 AND FIRST STREET. CONSTRUCT ROUNDABOUTS					Z400,Z240				
	Future		0414000335L	STPCML	4	NAP					8/20/2019	8/17/2016	8/20/2019	8/20/2019		\$1,676,000.00	\$1,154,000.00	\$1,147,442.31	\$6,557.69

PROJECT INITIATION REPORT

EA 4AC80 (new)

Pavement Rehab; NAPA 29 PM 0.0/7.0 in American Canyon & County of Napa

Scope: Pavement rehabilitation

EA 0W750 (new)

Operational Improvements; NAP-29-PM 28.2 in City of St. Helena

Scope: Modify intersection at Pope Street

EA 4AC90 (new)

Safety; Various Locations in County of Napa

Scope: Install/ Upgrade Horizontal Alignment Warning Signs

EA 4AA10 (new)

Storm Damage; NAPA 121 PM 4.7 in City of Napa

Scope: Replace Culvert and Reconstruct wingwalls and roadway.

EA 4Q010 (new)

PSR/PDS: NAPA 29 PM 0.6/R2.5 in City of American Canyon

Scope: Multi-Modal Corridor Improvements

EA 2Q510

Pavement Rehab; NAPA 29 PM 42.1/48.6 in County of Napa

Scope: Pavement rehabilitation

EA 0Q790

Storm Damage; NAPA 121 PM 13.4/20.7 (5 locations) in County of Napa

Scope: Construct RSP at five slipout locations.

EA 3Q760 (Completed 3/4/2020)

Rumble Strips; NAPA 29, 121 & 128 Various Locations in County of Napa

Scope: Construct rumble strips at seven locations.

EA 0Q830 (Completed 5/18/2020)

Storm Damage; NAPA 29 PM 46.1 in County of Napa

Scope: Construct CIDH segmented pile wall at slipout

EA 0Q810 (Completed 6/9/2020)

Storm Damage; NAPA 121 PM 16.1 in County of Napa

Scope: Reconstruct embankment with lightweight fill.

PIR (Project Initiation Report)

PAED (Project Approval/ Environmental Document)

RWC (Right of Way Certification)

ADV (Advertise Contract)

PSR (Project Study Report)

RTL (Ready to List)

BO (Bid Open)

DED (Draft Environmental Document)

PSE (Plans, Specifications, and Estimate)

CCA (Construction Contract Acceptance)

AWD (Award Contract)

ENVIRONMENTAL

EA 0K630

Bridge Rails; NAPA 29 PM 14.1/19.04 in County of Napa

Scope: Upgrade / Replace Bridge Rails

Cost Estimate: \$7.1M Construction Capital

Schedule: DED:6/30/20 PAED: 10/2020 PS&E: 03/2022 RWC: 04/2022 RTL: 06/2022

EA 0Q690

Storm Damage; NAPA 12 PM 2.1/2.6 in County of Napa

Scope: Construct Rock Slope Protection (RSP) to prevent further slope washout and pavement repair

Cost Estimate: \$1.2M Construction Capital

Schedule: PAED: 11/2020 PS&E: 04/2022 RWC: 05/2022 RTL: 06/2022

EA 2Q260

Napa Valley Vine Trail; NAPA 29-PM 33.4/37.9 in County of Napa

Scope: Construct Class 1 Multiuse Path

Cost Estimate: \$6.1M Construction Capital

Schedule: DED: 6/17/20 PAED: 11/2020 PS&E: 10/2020 RWC: 10/2020 RTL: 11/2020

EA 4J990

Storm Water Quality Improvement; NAPA 29 PM 32.0/33.0 in County of Napa

Scope: Improve water quality and fish passage

Cost Estimate: \$7.6M Construction Capital

Schedule: DED: 09/2020 PAED: 12/2020 PS&E: 05/2022 RWC: 05/2022 RTL: 06/2022

EA 4J830

Hopper Slough Creek; NAPA 128 PM 5.1 in County of Napa

Scope: Bridge Replacement

Cost Estimate: \$7.9M Construction Capital

Schedule: DED: 12/2020 PAED: 06/2021 PS&E: 04/2023 RWC: 06/2023 RTL: 06/2023

EA 0Q820

Storm Damage; NAPA 29 PM 12.1 in City of Napa

Scope: Repair Culvert and stabilize the roadway.

Cost Estimate: \$13.4M Construction Capital

Schedule: PAED: 07/2021 PS&E: 05/2022 RWC: 05/2022 RTL: 06/2022

EA 2Q610

Pavement Rehab; NAPA 29 PM 7.3/13.5 in County of Napa

Scope: Pavement rehabilitation.

Cost Estimate: \$23.3M Construction Capital

Schedule: PAED: 01/2022 PS&E: 02/2024 RWC: 03/2024 RTL: 03/2024

EA1Q620

Pavement Rehab; NAPA 121 PM 4.5/10.7 in City of Napa

Scope: Pavement repair.

Cost Estimate: \$20.9M Construction Capital

Schedule: PAED: 02/2022 PS&E: 05/2023 RWC: 07/2024 RTL: 08/2023

PIR (Project Initiation Report)

PAED (Project Approval/ Environmental Document)

RWC (Right of Way Certification)

ADV (Advertise Contract)

PSR (Project Study Report)

RTL (Ready to List)

BO (Bid Open)

DED (Draft Environmental Document)

PSE (Plans, Specifications, and Estimate)

CCA (Construction Contract Acceptance)

AWD (Award Contract)

EA 0P730

Advance Mitigation; NAPA 29 in County of Napa

Scope: Roadside Protection and Restoration Program mitigation purchase

Cost Estimate: \$3.7M Funding Contribution

Schedule: **PAED:**04/2022

RTL: 09/2022

EA 2K150

Bridge Rails; NAPA 29 PM 28.43/29.3 in County of Napa

Scope: Upgrade / Replace Bridge Rails at Sulphur and York Creeks in St. Helena

Cost Estimate: \$4.2M Construction Capital

Schedule: **DED:** 09/2021 **PAED:** 04/2022

PS&E: 01/2024 **RWC:** 03/2024 **RTL:** 04/2024

EA 0J890

5-Way Intersection; NAPA 121-PM 7.3 in City of Napa

Scope: Intersection Improvement

Cost Estimate: \$7.4M Construction Capital (\$1.9M SHOPP Contribution)

Schedule: **DED:** 02/2022 **PAED:** 08/2022

PS&E: 01/2024 **RWC:** 05/2024 **RTL:** 05/2024

EA 4J820

Tulucay Creek Bridge Replacement; NAPA 121 PM 5.9 in City of Napa

Scope: Bridge Replacement

Cost Estimate: \$15.6M Construction Capital

Schedule: **DED:** 04/2022 **PAED:** 10/2022

PS&E: 04/2024 **RWC:** 05/2024 **RTL:** 05/2024

DESIGN

EA 4J210

Capell Creek Bridge; NAPA 121-PM 18.59 in County of Napa

Scope: Sub-structure rehabilitation and bridge scour mitigation

Cost Estimate: \$1.4M Construction Capital

Schedule: **PAED:** 9/20/18 **PSE:** 2/4/20 **RWC:** 2/27/20 **RTL:** 5/18/20 **CCA:** 12/2021

EA 4G210

Widen Roadway at Huichica Creek; NAPA 121-PM 0.75 in County of Napa

Scope: Remove existing triple box culverts and replace with a new single span bridge

Cost Estimate: \$8.7M Construction Capital

Schedule: **PAED:** 4/9/18 **PS&E:** 07/2020 **RWC:** 07/2020 **RTL:** 09/2020 **CCA:** 12/2024

EA 0K000

ADA Compliance; NAPA 29 PM 0.0/14.6 in County of Napa

Scope: Upgrade Pedestrian Facilities

Cost Estimate: \$1.0M Construction Capital

Schedule: **PAED:** 7/1/19 **PS&E:** 02/2021 **RWC:** 03/2021 **RTL:** 03/2021 **CCA:** 07/2023

EA 4J300

Pavement Preservation; NAPA 29-PM 29.3/36.9 From York Creek Bridge to Junction Route 128 in Calistoga

Scope: Roadway/ Pavement preservation (CAPM)

Cost Estimate: \$9.7M Construction Capital

Schedule: **PAED:** 6/30/20 **PS&E:** 03/2021 **RWC:** 05/2021 **RTL:** 05/2021 **CCA:** 11/2022

PIR (Project Initiation Report)

PAED (Project Approval/ Environmental Document)

RWC (Right of Way Certification)

ADV (Advertise Contract)

PSR (Project Study Report)

RTL (Ready to List)

BO (Bid Open)

DED (Draft Environmental Document)

PSE (Plans, Specifications, and Estimate)

CCA (Construction Contract Acceptance)

AWD (Award Contract)

EA 2J88U

Garnett Creek, Garnett Branch and No-Name Creek: NAPA 29-PM 39.0 & 43.8 in County of Napa

Scope: Sub-structure rehabilitation and bridge scour mitigation

Cost Estimate: \$3.9M Construction Capital

Schedule: PAED: 2/1/19 PSE: 04/2021 RWC: 05/2021 RTL: 06/2021 CCA: 10/2022

EA 28120

Soscol Junction Improvement; NAPA 29 PM 5.0/7.1 and NAPA 221 PM 0.0/0.7 in County of Napa

Scope: Construct New Interchange at SR 221/29/12

Cost Estimate: \$22M Construction Capital

Schedule: PAED: 2/13/20 PSE: 03/2021 RWC: 04/2021 RTL: 06/2021 CCA: 12/2024

EA 1G43A

Env. Mitigation at Conn Creek; NAPA 128 PM R7.4 on Silverado Trail in County of Napa

Scope: Environmental mitigation, monitoring and report at Conn Creek

Cost Estimate: \$0.2M Construction Capital

Schedule: PAED: 10/5/15 PSE: 03/2021 RWC: 04/2021 RTL: 06/2021 CCA: 12/2033

EA 4J410

Drainage Improvement; NAPA 29 PM 1.7/5.1 in City of American Canyon

Scope: Rehabilitate Culverts

Cost Estimate: \$3.3M Construction Capital

Schedule: PAED: 2/4/20 PSE: 04/2021 RWC: 07/2021 RTL: 08/2021 CCA: 09/2022

2K810

Anti-Vandalism Measure; NAPA 29 121-PM 11.0/R21.0 in County of Napa

Scope: Replace Fencing

Cost Estimate: \$3.1M Construction Capital

Schedule: PAED: 6/1/20 PS&E: 12/2021 RWC: 01/2022 RTL: 04/2022 CCA: 10/2024

EA 4G21A

Env. Mitigation at Huichica Creek; NAPA 121-PM 0.75 in County of Napa

Scope: Environmental mitigation, monitoring and report at Huichica Creek

Cost Estimate: \$1.0M Construction Capital

Schedule: PAED: 4/9/18 PSE: 04/2022 RWC: 06/2022 RTL: 06/2022 CCA: 12/2033

CONSTRUCTION

EA 2J570

Capell Creek Storm Damage Repair; NAPA 121-PM 20.5/20.7 in County of Napa

Scope: Embankment stabilization and culvert repair

Cost Estimate: \$1.48M Construction Capital

Schedule: PAED: 7/24/17 RTL: 6/29/18 AWD: 11/19/18 (Granite Rock Co.) CCA: 11/2020

EA 1G430

Conn Creek Bridge Scour Mitigation; NAPA 128 PM R7.4 on Silverado Trail in County of Napa

Scope: Replace Bridge at Conn Creek

Cost Estimate: \$7.1M Construction Capital

Schedule: PAED: 10/5/15 RTL: 6/29/18 AWD: 3/29/19 (Ghilotti Construction) CCA: 12/2020

PIR (Project Initiation Report)

PAED (Project Approval/ Environmental Document)

RWC (Right of Way Certification)

ADV (Advertise Contract)

PSR (Project Study Report)

RTL (Ready to List)

BO (Bid Open)

DED (Draft Environmental Document)

PSE (Plans, Specifications, and Estimate)

CCA (Construction Contract Acceptance)

AWD (Award Contract)

EA 2J100

Construct Roundabouts; NAPA 29-PM 11.36 in City of Napa

Scope: Cooperative Project to construct a roundabout at northbound First St. Interchange.

Cost Estimate: \$3.8M Construction Capital

Schedule: PAED: 7/18/16 RTL: 5/4/18 AWD: 2/27/19 (O.C. Jones & Sons, Inc) CCA: 12/2020

EA 4G840

Capell Creek Bridge; NAPA 128-PM 20.2 in County of Napa

Scope: Bridge Replacement

Cost Estimate: \$12.1M Construction Capital

Schedule: PAED: 6/16/16 RTL: 6/29/18 AWD: 11/5/18 (Gordon Ball Inc.) CCA: 12/2022

EA 3G64A

Env. Mitigation & Plant Establishment at Napa River Bridge; NAPA 29 PM 37.0 in City of Calistoga

Scope: Environmental mitigation at Napa River Bridge

Cost Estimate: \$0.5M Construction Capital

Schedule: PAED: 2/9/15 PS&E: 5/9/19 RWC: 5/10/19 RTL: 5/29/19 CCA: 03/2024

ACTION ITEMS:

PIR (Project Initiation Report)

PAED (Project Approval/ Environmental Document)

RWC (Right of Way Certification)

ADV (Advertise Contract)

PSR (Project Study Report)

RTL (Ready to List)

BO (Bid Open)

DED (Draft Environmental Document)

PSE (Plans, Specifications, and Estimate)

CCA (Construction Contract Acceptance)

AWD (Award Contract)

2b.



District 4 Lane Closures

During: 07/09/2020 - 07/15/2020



Status legend:

In progress

Completed

Canceled

No Status

18 closures found. Sort Order: County, Start Date, Route, Direction, Start Time, Begin Post Mile

County / Route / Direction	Begin / End Postmiles	Begin / End Location	Facility / Type of Closure	Lanes, Etc. Closed : Total Existing Lanes	Planned Start / End Date & Time	Type of Work	Closure ID / Log #
Napa 128 EB/WB	20.253 20.253	Cappell Creek Bridge Cappell Creek Bridge	Conventional Hwy One-Way Traffic	#1, Left Shoulder : 1	04/13/20 07:01 AM 06/30/21 04:59 PM Long Term	Bridge Construction	C128JA 1
Napa 29 NB	35.45 36.79	Scott Way/Dunaweal Ln Pine St	Conventional Hwy Lane	Right Shoulder : 1	04/27/20 09:01 AM 08/15/20 03:01 PM Long Term	K-rail Installation	P29TA 3
Napa 121 NB/SB	10.17 10.55	Bell Ln Atlas Peak Rd	Conventional Hwy One-Way Traffic	#1, Right Shoulder : 1	07/08/20 09:01 PM 07/09/20 06:01 AM	Pole Repair/Replace	P121TA 11
Napa 12 EB	2.03 3.288	Lynch Rd East/Polson Rd Solano/Napa County Line on Jamieson Canyon	Conventional Hwy Lane	#2, Right Shoulder : 2	07/09/20 09:01 AM 07/09/20 01:01 PM	Truck Ingress/Egress	P12VA 4
Napa 29 NB	22.52 22.52	Oakville Grade Oakville Grade	Conventional Hwy Lane	Right Shoulder : 1	07/09/20 09:01 AM 07/09/20 03:01 PM	Utility Work	P29NA 4
Napa 29 NB	25.71 26.57	Galleron Rd Zinfandel Ln	Conventional Hwy Lane	#2, Right Shoulder : 2	07/09/20 08:01 AM 07/09/20 04:01 PM	Pavement Work	P29TA 1
Napa 29	37.902 38.4	Silverado Trail North	Conventional Hwy	#1, Right Shoulder : 1	07/09/20 09:01 AM	Pole Repair/Replace	P29TA 4

Report Criteria: District 4; Counties Napa; Routes All; Closure Type All; Facilities All; Time Period All; Status In Progress, Completed, No Status; Statused Anytime.

Report Date & Time: 07/07/2020 8:11 AM

County / Route / Direction	Begin / End Postmiles	Begin / End Location	Facility / Type of Closure	Lanes, Etc. Closed : Total Existing Lanes	Planned Start / End Date & Time	Type of Work	Closure ID / Log #
NB/SB		Mora Ave	One-Way Traffic		07/09/20 03:01 PM		
Napa 121 NB	6.15 6.554	Shetler Ave Junction 121 (Soscal Ave) and 121 (Silverado Trail)	Conventional Hwy Lane	Right Shoulder : 1	07/09/20 09:01 AM 07/09/20 03:01 PM	Pole Repair/Replace	P121TA 9
Napa 128 EB/WB	8.92 11.251	Connector Lake Park Sage Creek Bridge	Conventional Hwy One-Way Traffic	#1 : 1	07/09/20 09:01 AM 07/09/20 04:01 PM	Tree Work	C128EA 4
Napa 128 EB/WB	27.88 29.2	Wragg Canyon Rd 1.3 Miles East of Wragg Canyon Rd	Conventional Hwy One-Way Traffic	#1, Right Shoulder : 1	07/09/20 09:01 AM 07/09/20 03:01 PM	Tree Work	P128NA 4
Napa 12 EB	2.03 3.288	Lynch Rd East/Polson Rd Solano/Napa County Line on Jamieson Canyon	Conventional Hwy Lane	#2, Right Shoulder : 2	07/10/20 09:01 AM 07/10/20 01:01 PM	Truck Ingress/Egress	P12VA 5
Napa 29 NB	22.52 22.52	Oakville Grade Oakville Grade	Conventional Hwy Lane	Right Shoulder : 1	07/10/20 09:01 AM 07/10/20 03:01 PM	Utility Work	P29NA 5
Napa 29 NB	25.71 26.57	Galleron Rd Zinfandel Ln	Conventional Hwy Lane	#2, Right Shoulder : 2	07/10/20 08:01 AM 07/10/20 04:01 PM	Pavement Work	P29TA 2
Napa 29 NB/SB	37.902 38.4	Silverado Trail North Mora Ave	Conventional Hwy One-Way Traffic	#1, Right Shoulder : 1	07/10/20 09:01 AM 07/10/20 03:01 PM	Pole Repair/Replace	P29TA 5
Napa 121 NB	6.15 6.554	Shetler Ave Junction 121 (Soscal Ave) and 121 (Silverado Trail)	Conventional Hwy Lane	Right Shoulder : 1	07/10/20 09:01 AM 07/10/20 03:01 PM	Pole Repair/Replace	P121TA 10

Report Criteria: District 4; Counties Napa; Routes All; Closure Type All; Facilities All; Time Period All; Status In Progress, Completed, No Status; Statused Anytime.

Report Date & Time:
07/07/2020 8:11 AM

County / Route / Direction	Begin / End Postmiles	Begin / End Location	Facility / Type of Closure	Lanes, Etc. Closed : Total Existing Lanes	Planned Start / End Date & Time	Type of Work	Closure ID / Log #
Napa 128 EB/WB	8.92 11.251	Connector Lake Park Sage Creek Bridge	Conventional Hwy One-Way Traffic	#1 : 1	07/10/20 09:01 AM 07/10/20 04:01 PM	Tree Work	C128EA 5
Napa 128 EB/WB	27.88 29.2	Wragg Canyon Rd 1.3 Miles East of Wragg Canyon Rd	Conventional Hwy One-Way Traffic	#1, Right Shoulder : 1	07/10/20 09:01 AM 07/10/20 03:01 PM	Tree Work	P128NA 5
Napa 29 NB	22.52 22.52	Oakville Grade Oakville Grade	Conventional Hwy One-Way Traffic	#1 : 1	07/12/20 09:01 PM 07/13/20 06:01 AM	Utility Work	P29NA 1

Report Criteria: District 4; Counties Napa; Routes All; Closure Type All; Facilities All; Time Period All; Status In Progress, Completed, No Status; Statused Anytime.

Report Date & Time:
07/07/2020 8:11 AM

Community Based Transportation Plan



NVTA
NAPA VALLEY TRANSPORTATION AUTHORITY

What is a CBTP?

- ▶ Community-driven planning effort based on targeted outreach to communities of concern
- ▶ Identify transportation challenges and solutions in those communities
- ▶ Identify funding sources and existing municipal projects that could help alleviate challenges



What is a COC?


- ▶ Communities of Concern (COC) are Census Tracts with high rates of **minority individuals** and **low-income households**.
- ▶ Six additional socio-demographic factors: **Seniors (75 years or over)**, **People with disabilities**, **Severely rent-burdened**, **Limited English Proficiency**, **Single parent families**, and **Zero vehicle HHs**.

Source data: 2012-2016 ACS 5-Year



What is Transportation Equity?

- ▶ Equitable investment of resources
- ▶ Historically across the Bay Area communities of concern receive less transportation investments and are underserved
- ▶ CBTP framework uses disadvantage indicators to lead and strategically invest in underserved neighborhoods



Bay Area Regional Averages

- ▶ Minorities: 58%
- ▶ Low-income HHs: 26%
- ▶ Limited English Proficiency: 9%
- ▶ Zero vehicle HHs: 6%
- ▶ Seniors (75 years or over): 10%
- ▶ People with disabilities: 14%
- ▶ Single parent HHs: 9%
- ▶ Severely rent-burdened HHs: 11%



Regionally significant COCs

(MTC-determined regional thresholds)

- ▶ Minorities: 70%
- ▶ Low-income HHs: 30%
- ▶ Limited English Proficiency: 20%
- ▶ Zero vehicle HHs: 10%
- ▶ Seniors (75 years or over): 10%
- ▶ People with disabilities: 25%
- ▶ Single parent HHs: 20%
- ▶ Severely rent-burdened HHs: 15%



South Downtown Napa

Minorities: 50%

Low-income HHs: 36%

Limited English Proficiency: 10%

Zero vehicle HHs: 18%

Seniors (75 years or over): 3%

People with disabilities: 17%

Single parent HHs: 28%

Severely rent-burdened HHs: 22%

Median gross rent: \$1,078

14% of residents walk to work



Westwood

Minorities: 76%

Low-income HHs: 42%

Limited English Proficiency: 23%

Zero vehicle HHs: 5%

Seniors (75 years or over): 3%

People with disabilities: 7%

Single parent HHs: 24%

Severely rent-burdened HHs: 24%

Median gross rent: \$1,333

Youngest COC with median age of 30 years old



East Imola

Minorities: 47%

Low-income HHs: 66%

Limited English Proficiency: 1%

Zero vehicle HHs: 73%

Seniors (75 years or over): 5%

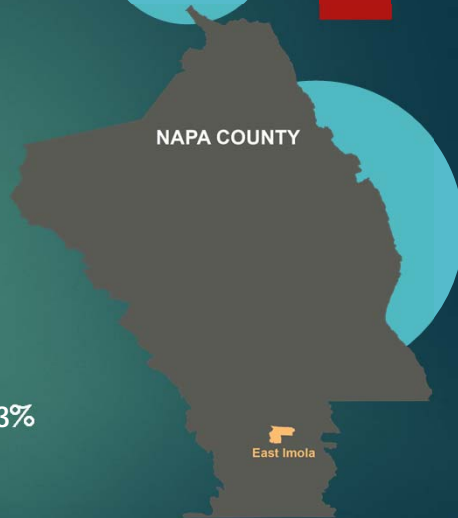
People with disabilities: 31%

Single parent HHs: 0%

Severely rent-burdened HHs: 13%

Median gross rent: \$613

Includes the Napa State Hospital Residents



South St. Helena

Minorities: 45%

Low-income HHs: 40%

Limited English Proficiency: 15%

Zero vehicle HHs: 3%

Seniors (75 years or over): 12%

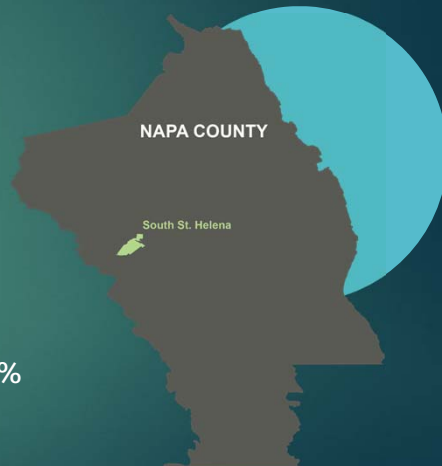
People with disabilities: 10%

Single parent HHs: 16%

Severely rent-burdened HHs: 26%

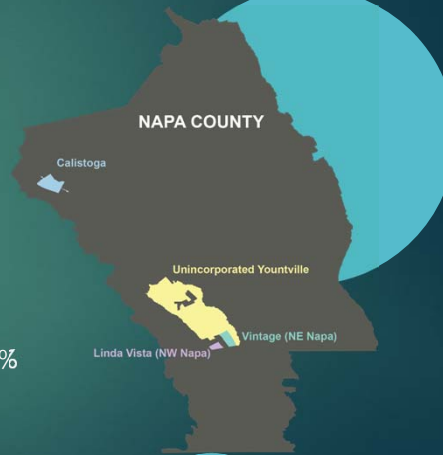
Median gross rent: \$1,566

High percentage of people work from home – 10%



Locally significant COCs (NVRTA-determined County averages)

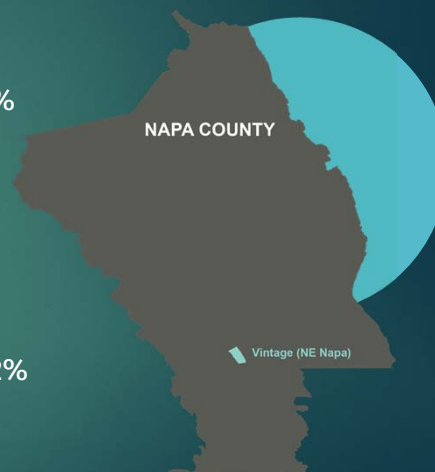
- ▶ Median HH Income: \$74,609
- ▶ Seniors (75 years and over): 7%
- ▶ Peoples with disabilities: 11%
- ▶ Minorities: 46%
- ▶ Limited English Proficiency: 9%
- ▶ Zero vehicle HHs: 5%
- ▶ Single parent HHs: 13%
- ▶ Severely rent-burdened HHs: 21%
- ▶ Median gross rent: \$1,442



Vintage (NE Napa)

- Median HH Income: \$67,664
- Seniors (75 years and over): 10%
- Peoples with disabilities: 14%
- Minorities: 34%
- Limited English Proficiency: 5%
- Zero vehicle HHs: 8%
- Single parent HHs: 10%
- Severely rent-burdened HHs: 22%
- Median gross rent: \$1,385

Higher concentration of low income and disabled seniors with a median age of 47.6



Linda Vista (NW Napa)

Median HH Income: \$73,293
Seniors (75 years and over): 12%
Peoples with disabilities: 13%
Minorities: 31%
Limited English Proficiency: 3%
Zero vehicle HHs: 11%
Single parent HHs: 12%
Severely rent-burdened HHs: 42%
Median gross rent: \$1,663

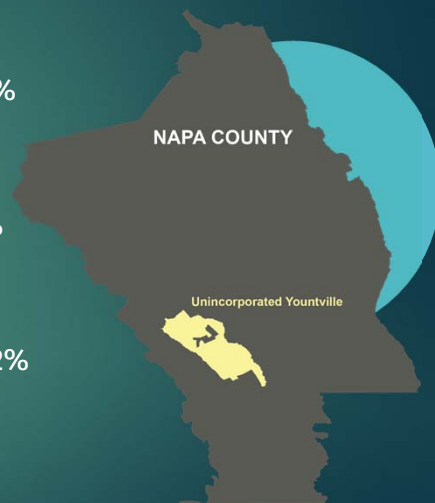
High concentration of seniors



Unincorporated Yountville

Median HH Income: \$59,024
Seniors (75 years and over): 14%
Peoples with disabilities: 14%
Minorities: 41%
Limited English Proficiency: 11%
Zero vehicle HHs: 5%
Single parent HHs: 7%
Severely rent-burdened HHs: 22%
Median gross rent: \$1,253

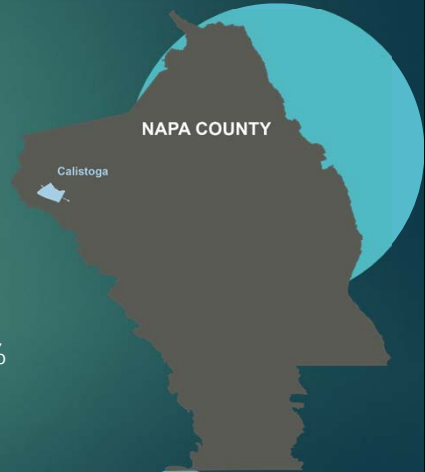
Residents are much older than county and city averages at 52 years old



City of Calistoga

Median HH Income: \$60,534
 Seniors (75 years and over): 9%
 Peoples with disabilities: 16%
 Minorities: 53%
 Limited English Proficiency: 24%
 Zero vehicle HHs: 8%
 Single parent HHs: 13%
 Severely rent-burdened HHs: 15%
 Median gross rent: \$1,153

18% of residents carpool to work



CBTP Outreach

- ▶ NVTA staff formed a steering committee with representation from – Puertas Abiertas and Affordable Housing and Senior Advocacy Groups
- ▶ NVTA Committees
- ▶ 13 public outreach events to gain feedback from the community
- ▶ Online and in-person Survey – 235 responses
- ▶ Outreach ranged from Park & Rides to community housing sites and healthcare centers



Identified Needs

- ▶ Improve Pedestrian Safety
- ▶ Improve Pedestrian Access to School and Transit
- ▶ Improve Transportation Options to Healthcare
- ▶ Expand Mobility Options for low-income, senior and disabled
- ▶ Increase Transit Amenities
- ▶ Decrease Transit Fares for Low-Income Riders
- ▶ Increase Transit ADA Access

Specific Projects Ranked

Rank	COC Identified Projects
1	Hunt Ave. Sidewalks/Pedestrian Improvements*
2	Pope Ave. Sidewalk and Pedestrian Improvements
3	Bike Facility on Trancas from Jefferson St. to Soscol
4	Expanded Taxi Script Program/Commute Options
5	Bus Shelter/Benches at high usage stops
6	Enhanced Pedestrian Crossing at Jefferson and Rubicon St.
7	Enhanced Pedestrian Crossing at Jefferson and El Capitan
8	High Visibility Pedestrian Crossing at Trancas and Valle Verde
9	Transit service from St. Helena to Angwin and SH Hospital
10	Transit Service to Kaiser Santa Rosa
11	Expanded evening Hours of Local Transit

*Project has been completed by the City of St. Helena

Implementation & Monitoring

- ▶ NVTa has a robust set of baseline data to evaluate the COCs in future iterations of this document
- ▶ NVTa will continue to identify funding sources like the Lifeline Transportation Program to fund identified projects
- ▶ NVTa will use the CBTP data to update the Equity section of the Countywide Transportation Plan that is under way

Questions?



Contact:
Danielle Schmitz
dschmitz@nvta.ca.gov

Project Ranking Criteria

Table 45: Project Ranking Criteria Breakdown Table

Project Number	Project Lead	Community Identified	Implementation Timeline	Cost/Funding	Benefit	Composite Score	Safety	Reduced Emissions	Improved mobility	Improved Health Outcomes	Improved School Access
1	●	●	○	●	●	4	●	●	●	●	
2	●	●	●	●	○	2	●		●		
3	●	●	●	●	○	2	●		●		
4	●	●	●	●	●	3	●		●		●
5	●	●	●	●	●	3	●	●	●		
6	●	●	●	●	○	2	●		●		
7	●	●	●	●	○	2	●		●		
8	●	●	●	○	○	2		●	●		
9	●	●	●	●	○	2		●	●		
10	●	●	○	●	●	4	●	●	●	●	
11	●	●	○	●	●	4	●	●	●	●	

● Yes | Short-term | \$ | 4
 ● Maybe | Mid-term | \$5 | 3
 ○ No | Long-term | \$55 | 0-2

- (14) Lobbying expenses;
 - (15) Revenue items that directly offset public transportation expenses (referred to as contra-items), such as the following:
 - (16) Interest income earned on working capital;
 - (17) Proceeds from the sale of equipment in excess of the depreciated value (private operators only);
 - (18) Cash discounts and refunds that directly offset accrued expenses;
 - (19) Insurance claims and reimbursements that directly offset accrued liabilities; and
 - (20) State fuel tax rebates to public operators.
5. **JOB ACCESS AND REVERSE COMMUTE PROJECTS.** MAP-21 created a new eligible project category for “job access and reverse commute projects” under Section 5307. This category includes all types of projects that were formerly eligible under the Section 5316 Job Access and Reverse Commute Program. Examples of eligible projects are listed in paragraph (e) below. There is no requirement or limit to the amount of Section 5307 funds that can be used for these projects.
- Although private nonprofit organizations are not eligible sub-recipients for other Section 5307 funds, private nonprofit organizations may receive funding for job access and reverse commute projects as a sub-recipient of an FTA designated recipient or direct recipient.
- A job access and reverse commute project is defined in 49 U.S.C. 5302(9) as:
- “a transportation project to finance the planning, capital and operating costs that support the development and maintenance of transportation services designed to transport welfare recipients and eligible low income individuals to and from jobs and activities related to their employment, including transportation projects that facilitate the provision of public transportation services from urbanized areas and rural areas to suburban employment locations.”
- Consistent with this definition, job access and reverse commute projects may include operating assistance in a large UZA, where operating assistance is otherwise not an eligible expense. Operating assistance for eligible job access and reverse commute projects is not limited by the “100 bus” special rule for operating assistance established by MAP-21 under 5307(a)(2).
- In order for a job access and reverse commute project to receive funding under Section 5307, it must meet the following requirements:
- a. **New and Existing Services.** Eligible job access and reverse commute projects must provide for the development or maintenance of eligible job access and reverse commute services. Recipients may not reclassify existing public transportation services that have

not received funding under the former Section 5316 program as job access and reverse commute services in order to qualify for operating assistance. In order to be eligible as a job access and reverse commute project, a proposed project must qualify as either a “development project” or “maintenance project” as follows:

(1) Development Projects. “Development of transportation services” means new projects that meet the statutory definition and were not in service as of the date MAP-21 became effective October 1, 2012. This includes projects that expand the service area or hours of operation for an existing service. Projects for the development of new qualifying job access and reverse commute projects must be identified as such in the recipient’s program of projects (POP).

(2) Maintenance Projects. “Maintenance of transportation services” means projects that continue and maintain job access and reverse commute projects and services that received funding under the former Section 5316 program.

b. Reverse Commute Projects. Reverse commute projects are a category of job access and reverse commute projects that provide transportation services from urbanized and rural areas to suburban employment locations. Generally, these services increase the capacity of public transportation services operating in the reverse direction of existing peak services. Reverse commute projects may only qualify as job access and reverse commute projects under Section 5307 if they meet all other requirements, including having been designed to transport welfare recipients and eligible low-income individuals to and from jobs and employment related activities.

c. Welfare Recipients and Eligible Low-Income Individuals. Projects funded as “job access and reverse commute projects” must be designed to provide transportation for welfare recipients and eligible low-income individuals. The term “low-income individual” is defined as an individual whose family income is at or below 150 percent of the poverty line, as that term is defined in Section 673(2) of the Community Services Block Grant Act (42 U.S.C. 9902(2)), including any revision required by that Section, for a family of the size involved. Projects that serve the general public without specific route or design characteristics intended to respond to the needs of these populations may not be eligible as job access and reverse commute project. However, job access and reverse commute projects do not need to be designed exclusively for these populations.

d. Planning and Program Development. In order for an entity to receive Section 5307 funding for a job access and reverse commute project, the project must be identified by the recipient as a job access and reverse commute project in the recipient’s POP, which must be made available for public review and comment.

In addition, FTA encourages recipients to ensure that projects meet the employment-related transportation needs of welfare recipients and low income individuals, either by deriving such projects from a locally coordinated public transportation/human services planning process that involves low-income communities and their stakeholders, or by an alternative process that engages low income community stakeholders in the identification and development of the project.

e. Eligible Projects. Projects that comply with the requirements above may include, but are not limited to:

(1) Late-night and weekend service;

(2) Guaranteed ride home service;

(3) Shuttle service;

(4) Expanding fixed route public transit routes, including hours of service or coverage;

(5) Demand-responsive van service;

(6) Ridesharing and carpooling activities;

(7) Transit-related aspects of bicycling (e.g., adding bicycle racks to vehicles to support individuals that bicycle a portion of their commute, providing secure bicycle parking at transit stations, or infrastructure and operating expenses for bicycle sharing programs in the vicinity of transit stations, not including the acquisition of bicycles);

(8) Promotion, through marketing efforts, of the: (i) use of transit by low-income individuals and welfare recipients with nontraditional work schedules; (ii) use of transit voucher program by appropriate agencies for welfare recipients and other low-income individuals; (iii) development of employer-provided transportation such as shuttles, ridesharing, carpooling; or (iv) use of transit pass programs and benefits under Section 132 of the Internal Revenue Code of 1986;

(9) Supporting the administration and expenses related to voucher programs. This activity is intended to supplement existing transportation services by expanding the number of providers available or the number of passengers receiving transportation services. Vouchers can be used as an administrative mechanism for payment to providers of alternative transportation services. Job access and reverse commute projects can provide vouchers to low-income individuals to purchase rides, including (i) mileage reimbursement as part of a volunteer driver program, (ii) a taxi trip, or (iii) trips provided by a human service agency. Providers of transportation can then submit the voucher to the FTA recipient or sub-recipient administering the project for payment based on predetermined rates or contractual arrangements. Transit passes for use on fixed route or Americans with Disabilities Act of 1990 (ADA) complementary paratransit service are not eligible. Vouchers are an operational expense which requires a 50 percent local match;

(10) Supporting local car loan programs that assist individuals in purchasing and maintaining vehicles for shared rides, including the provision of capital loan guarantees for such car loan programs, provided the Federal interest in the loan guarantee fund is maintained and the funds continue to be used for subsequent loan guarantees or are returned to the government upon the release of funds from each guarantee;

- (11) Implementing intelligent transportation systems (ITS), including customer trip information technology, vehicle position monitoring systems, or geographic information systems (GIS) software;
 - (12) Integrating automated regional public transit and human service transportation information, scheduling, and dispatch functions;
 - (13) Subsidizing the costs associated with adding reverse commute bus, train, carpool van routes or service from urbanized and nonurbanized areas to suburban workplaces;
 - (14) Subsidizing the purchase or lease by a private nonprofit organization or public agency of a van or bus dedicated to shuttling employees from their residences to a suburban workplace;
 - (15) Otherwise facilitating the provision of public transportation service to suburban employment opportunities; and
 - (16) Supporting mobility management and coordination programs among public transportation providers and other human service agencies providing transportation. Mobility management techniques may enhance transportation access for populations beyond those serviced by one agency or organization within a community. For example, under mobility management, a private nonprofit agency could receive job access and reverse commute funding to support the administrative costs of sharing services it provides to its own clientele with other low-income individuals and coordinate usage of vehicles with other private nonprofits, but not the operating costs of the service. As described under "Capital Projects," mobility management is intended to build coordination among existing public transportation providers and other transportation service providers with the result of expanding the availability of service.
6. INTEREST AND DEBT FINANCING AS AN ELIGIBLE COST. There are several areas in which interest is an eligible project cost for FTA's Section 5307 program assistance, with certain limitations.
- a. Bond Interest in Advance Project Authority. This applies to a situation in which a recipient has obligated all of its Urbanized Area Formula Program funds for capital or planning projects and would like to carry out any part of a project with local funds which FTA may later reimburse under advance project authority. This authority, which is set forth in 5307(e), permits FTA to participate in the project costs, including any interest payable by the recipient and earned by the bondholder on bonds issued by the recipient to the extent the recipient has actually expended the proceeds of the bonds in carrying out the portion of the project. The recipient must certify that it has shown reasonable diligence in seeking the most favorable financing terms available in order for interest to be an eligible reimbursable cost.
 - b. Buildings and Equipment. Office of Management and Budget (OMB) regulations at 2 CFR part 225, formerly OMB Circular A-87, "Cost Principles for State, Local, and

Updated Lifeline Cycle 6 Schedule (7-6-20)

Table 2 Revised

June 22, 2020	NVTA issues request for Letters of Interest
July 3, 2020	LOI due to NVTA
July 6 – 24, 2020	NVTA staff review for CBTP consistency and staff recommendation
August 8, 2020	NVTA submit Draft Lifeline Project(s) Applications to MTC
September 16, 2020	NVTA Board Approval
MTC Commission approval of Program of Projects	October 2020
MTC Approves TIP amendment (administrative modification)	October 2020
FTA grantees can submit FTA grants for FY19 and FY20 funds (all board approvals must be completed)	November 2020



**Napa Valley Transportation
Authority
Agenda - Final
NVTa Board of Directors**

625 Burnell Street
Napa, CA 94559

Wednesday, July 15, 2020

1:30 PM

MEETING LOCATION: REFER TO COVID-19
SPECIAL NOTICE

1. Call to Order
2. Roll Call
3. Pledge of Allegiance
4. Adoption of the Agenda
5. Public Comment
6. Chairperson's, Board Members', Metropolitan Transportation Commissioner's,
and Association of Bay Area Governments Update
7. Director's Update
8. Caltrans' Update

Note: Where times are indicated for the agenda item, they are approximate and intended as estimates only and may be shorter or longer as needed.

9. CONSENT AGENDA ITEMS (9.1 - 9.3)

- 9.1 **Approval of Meeting Minutes of June 17, 2020 (Karrie Sanderlin)**
 (Pages 9-14)

Recommendation: Board action will approve the meeting minutes of June 17, 2020.

Estimated Time: 1:45 p.m.

Attachments: [Draft Minutes](#)

9.2 Approval of Updates to NVTA Policy Manual in the Areas of Financial Management, Contracting and Procurement, Equal Employment Opportunity (EEO), and Personnel (Antonio Onorato) (Pages 15-270)

Recommendation: Board action will approve and authorize the executive director to make minor modifications to the updated policies in the areas of Financial Management, Contracting and Procurement, EEO, and Personnel Policies.

Estimated Time: 1:45 p.m.

Attachments: [Staff Report](#)

9.3 Approval of Resolution No. 20-15 Adopting the Napa Valley Transportation Authority's Public Transit Agency Safety Plan (Danielle Schmitz) (Pages 270-300)

Recommendation: Board action will approve the Public Transit Agency Safety Plan.

Estimated Time: 1:45 p.m.

Attachments: [Staff Report](#)

10. REGULAR AGENDA ITEMS

10.1 Napa Valley Community Based Transportation Plan (CBTP) (Danielle Schmitz) (Pages 301-304)

Recommendation: Board action will approve adoption of the CBTP.

Estimated Time: 1:45 p.m.

Attachments: [Staff Report](#)

10.2 Approval of Amended Resolution No. 17-06 Revising the One Bay Area Grant Cycle 2 (OBAG 2) Program and Proposal to Address the Calistoga to St. Helena Vine Trail Funding Shortfall (Kate Miller) (Pages 305-314)

Recommendation: Board action will approve (1) amending the OBAG 2 Program to move \$2 million Congestion Mitigation and Air Quality (CMAQ) funds currently programmed to the Silverado Five-Way Intersection to the Vine Maintenance Facility, (2) commit \$2 million in funding from the OBAG 3 or other future OBAG cycle to the Silverado Five-Way project, and (3) using \$2 million in Transportation Development Act (TDA) funds reserved for the Vine Maintenance Facility for the Calistoga to St. Helena vine Trail Project.

Estimated Time: 2:00 p.m.

Attachments: [Staff Report](#)

10.3 NVTB Participation in the Metropolitan Transportation Commission's Clipper START Means-Based Transit Fare Pilot Program (Kate Miller) (Pages 315-318)

Recommendation: Board action will approve participation in the Clipper START Means-Based Transit Fare Pilot Program at the 20% discount level.

Estimated Time: 2:15 p.m.

Attachments: [Staff Report](#)

10.4 Approval of Napa Valley Transportation Authority (NVTB) Agreement No. 20-12 for Legal Services (Kate Miller) (Page 319-369)

Recommendation: Board action will authorize the Executive Director to execute NVTB Agreement No. 20-12 with Sloan Saki Yeung & Wong LLP for legal services for a term of three (3) years with up to two (2) one-year options in an amount not to exceed \$375,000.

Estimated Time: 2:30 p.m.

Attachments: [Staff Report](#)

10.5 Legislative and State Bill Matrix Update (Kate Miller) (Pages 370-381)

Recommendation: The Board will receive the State Legislative update prepared by Platinum Advisors and approve board position recommendations for bills on the State Bill Matrix.

Estimated Time: 2:45 p.m.

Attachments: [Staff Report](#)

11. FUTURE AGENDA ITEMS

12. ADJOURNMENT

12.1 Approval of Special Meeting on Wednesday, August 19, 2020 at 11:00 a.m. and Adjournment

Estimated Time: 3:00 p.m.

I hereby certify that the agenda for the above stated meeting was posted at a location freely accessible to members of the public at the NVTA Offices, 625 Burnell Street, Napa, CA by 5:00 p.m. by Friday, July 10, 2020.

Karalyn E. Sanderlin, NVTA Board Secretary



**Napa Valley Transportation
Authority
Agenda - Final**

625 Burnell Street
Napa, CA 94559

NVRTA Board of Directors - Tax Agency

Wednesday, July 15, 2020

1:30 PM

MEETING LOCATION: REFER TO COVID-19
SPECIAL NOTICE

1. Call to Order
2. Roll Call
3. Pledge of Allegiance
4. Adoption of the Agenda
5. Public Comment
6. Chairperson's and Board Members' Update
7. Director's Update

Note: Where times are indicated for the agenda item, they are approximate and intended as estimates only and may be shorter or longer as needed.

8. CONSENT AGENDA ITEMS (8.1 - 8.3)

8.1 Meeting Minutes of May 20, 2020 (Karrie Sanderlin) (Pages 7-10)

Recommendation: Board action will approve the meeting minutes of May 20, 2020.

Estimated Time: 1:40 p.m.

Attachments: [Draft Minutes](#)

**8.2 Napa Countywide Road Maintenance Act and Expenditure Plan
(Measure T) Independent Taxpayer Oversight Committee (ITOC)
Member Appointment (Karrie Sanderlin) (Pages 11-13)**

Recommendation: Board action will approve the appointment of Valerie Zizak-Morais, representing a Napa region Chamber of Commerce, to the ITOC for a four-year term.

Estimated Time: 1:40 p.m.

Attachments: [Staff Report](#)

**8.3 Election of Chair and Vice Chair for Fiscal Year (FY) 2020-21
(Karrie Sanderlin) (Pages 14-15)**

Recommendation: Board action will accept the election of the Chair and Vice Chair as appointed by the Napa Valley Transportation Authority (NVTA) for FY 2020-21.

Estimated Time: 1:40 p.m.

Attachments: [Staff Report](#)

9. FUTURE AGENDA ITEMS

10. ADJOURNMENT

**10.1 Approval of Next Regular Meeting of Wednesday, September 16,
2020 and Adjournment**

Estimated Time: 1:40 p.m.

I hereby certify that the agenda for the above stated meeting was posted at a location freely accessible to members of the public at the NVTA Offices, 625 Burnell Street, Napa, CA by 5:00 p.m. by Friday, July 10, 2020.

Karalyn E. Sanderlin, NVTA-TA Board Secretary